


YOUR PARTNER IN PACKAGING



AK 0060

FULLY AUTOMATIC INDEXING CAPPER


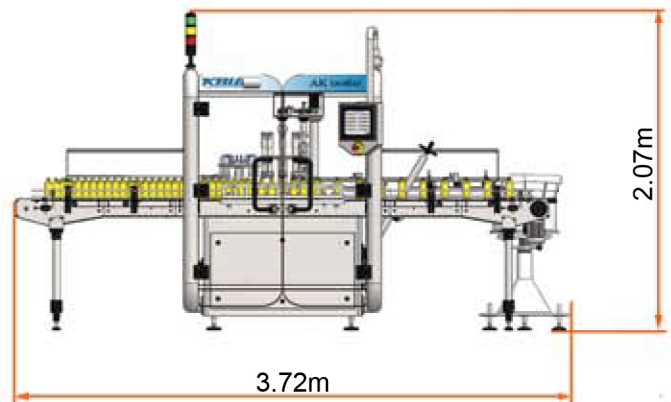
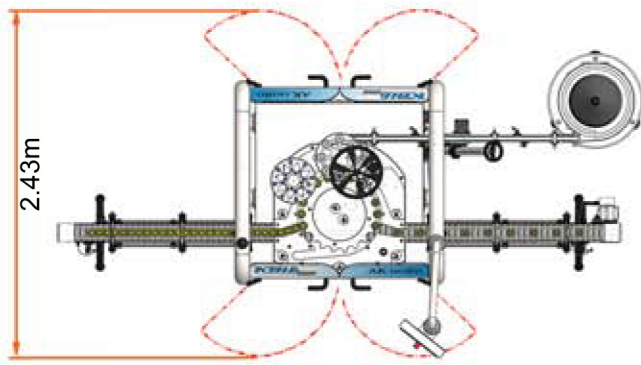
The AK 0060 single turret indexing capper offers unparalleled flexibility for a wide range of closure types to suit a number of industries.



MACHINE FEATURES

- 7.5" TFT colour touch screen capable of storing up to 200 recipes.
- Programmable for different capping applications.
- Complete range of capping chucks to suit all closure types.
- Fast and accurate servo driven capping turret.
- Tool less quick release machine elements.
- Optional integrated reject station.
- Accurate and repeatable torque control.
- Multiple adjustments without the need to stop the machine.
- Smooth and accurate container handling.
- Fast product changeover.
- Integrated fault alarms.
- Constructed in compliance with FDA approved materials.
- Optional full IQ/OQ validation support documentation.

YOUR PARTNER IN PACKAGING



TECHNICAL SPECIFICATION

Container Range:	Diameter 25 - 125mm Height 45 - 305mm
Cap Range:	Diameter 10 - 75mm Height 7 - 50mm
Line Speed:	Up to 60 bottles per minute (Cap and bottle size dependent)
Build Standard:	cGMP, CE/UKCA marked in accordance with Machinery Directive 2006/42/EC
Power Requirements:	220/240V 50Hz 1Ph or 110/120V 60Hz
Pneumatic Requirement:	4 - 7 bar, filtered and dried
Electrical Consumption:	1kW
Nett Weight:	750Kg

OPERATION

The AK 0060 is controlled using a Touch Screen Interface. Each product setup is stored in a recipe format for quick and easy recall. Upon recipe selection machine settings are recalled and the capping cycle can commence.

Bottles are fed into the main indexing turret via the in feed conveyor. As the capping sequence proceeds, the bottles are indexed through the machine, then in turn pass under a cap pre-placement capping turret and a final capping turret where the cap is screwed to a pre-determined torque.

Simultaneously with the turret indexing cycle, caps are pre-orientated in a vibratory bowl feeder. The caps are presented open side down onto the cap conveyor where they are transported to the cap loading station. Caps are then individually loaded into the pre-placement chucks during the dwell period of the capping sequence.